

Prevas | Hello Possibility.

INTERIM REPORT, January - June,

2021

Strong quarter and first six months.

→ April - June 2021

- Net turnover 313.2 MSEK (194.0)
- Operating profit/loss EBIT 29.8 MSEK (14.6)
- Operating margin EBITA 9.5 % (7.5)
- Profits after tax 17.5 MSEK (11.3)
- Profit per share 1.35 SEK (1.14)

→ January - June 2021

- Net turnover 614.1 MSEK (410.3)
- Operating profit/loss EBIT 61.3 MSEK (36.8)
- Operating margin EBITA 10.0 % (9.0)
- Profits after tax 40.4 MSEK (27.9)
- Profit per share 3.10 SEK (2.80)

Prevas AB
Org. No. 556252-1384
Box 4, Legeringsgatan 18
SE-721 03 Västerås
Mail: info@prevas.se
Tel. +46 (0)21-360 19 00

www.prevas.se



A word from the CEO

Strength in progress.

Strong quarter and first six months

The year's good development continues and earnings for the second quarter are strong. A comparison of the earnings with the second quarter of last year is atypical considering the global effects of the pandemic. Compared with the first quarter of this year, the second quarter had two working days less, which has had a major impact on profitability. Nevertheless, our operational earnings for the second quarter are on par with the first quarter.

Sales reached SEK 313 M (194), EBITA at SEK 29.8 M (14,6), which corresponds to a margin of 9.5 % (7.5) for the second quarter. Profit per share increased to SEK 1.35 (1.14).

Due to the strong development of the Prevas share, a cost has been incurred burdening earnings after tax. This cost is attributable to the synthetic option program described in more detail on page 14 in the interim report.

Successful customer collaborative projects

We see market conditions as very strong. Most customers in all industries are very active and have substantial

needs for development needs. Demand ranges from reinforcement in customer projects to undertakings in various forms. During the period, international customers have requested assistance in both product development and production development, which we see as a sign of Prevas' present strong market position.

A customer collaborative project that we are particularly proud of is what we have done together with 4Life Solutions. Working together, we have developed the water purifier SaWa, which can cleanse drinking water in four hours for people in the world's poorest countries. Access to safe drinking water can reduce occurrences of a wide range of diseases. Every year, 500,000 people die because they lack access to clean drinking water. Using only the rays of the Sun, a SaWa unit can transform biologically polluted water into clean drinking water.

Important work for the future

Since the acquisition of the Evotech Group on January 4, we have worked with integration as well as matters relating to co-ownership. Each situation has been handled with the involved parties and this has resulted in the acquisition of a number of minority shares, the formation



Prevas AB
Org. No. 556252-1384
Box 4, Legeringsgatan 18
SE-721 03 Västerås
Mail: info@prevas.se
Tel. +46 (0)21-360 19 00

www.prevas.se

of a new subsidiary with co-ownership, Prevas InfoVis AB, and the divestment of Trittech Solutions AB. Not anything revolutionary, but overall a good structure for future expansion. The divestment also provides funds that can be used in future potential acquisitions.

At the close of first half of the year, we acquired a small cutting-edge company within life science – MEDQURE. We are thus further strengthening Prevas' position in meeting the ever-increasing demand for regulatory advice and certification in medical technology.

During the period, we also launched an internal long-term incentive program that was fully subscribed.

I would like to thank all our employees. We have worked closely with our customers in complex assignments. At the same time, for the first time in many years, we have generated dividends, and in several areas there have been extraordinary initiatives with integration. Thank you for your contributions in an exciting first half of the year and I am looking forward to an equally exciting second half.



Johan Strid, CEO, Prevas AB

Prevas AB
Org. No. 556252-1384
Box 4, Legeringsgatan 18
SE-721 03 Västerås
Mail: info@prevas.se
Tel. +46 (0)21-360 19 00

www.prevas.se

//

I would like to thank all our employees. Thank you for your contributions in an exciting first half of the year. I am looking forward to an equally exciting second half.



Prevas AB
Org. No. 556252-1384
Box 4, Legeringsgatan 18
SE-721 03 Västerås
Mail: info@prevas.se
Tel. +46 (0)21-360 19 00

www.prevas.se



Operations & Markets

Active markets.

Prevas is a development hub with ingenuity at its core. With high technical expertise and deep business understanding, we help customers from a wide variety of industries to benefit through continuous technological innovation. Good for people, the planet and profits.

Clear brightening of the market

Although we have not exited the pandemic yet and there is still a degree of uncertainty on a number of points, the market is very active. Several companies have been more or less restrained in their investments for the future over a long period. What we are noticing now is that these companies have a clear backed-up requirement to get moving within their areas of investment. Add to that a long-term growing need to exploit technological opportunities, and we see a large expansion in demand.

One growing area where the need is growing strongly is within energy, sustainable energy. There is a clear need to reduce energy consumption and develop energy efficient products. At the same time the winding up of fossil energy sources requires new, innovative methods to

produce and distribute energy. We already help customers to produce renewable energy through solar, wind and wave power. As a strategic expertise partner to industrial and development companies we are well positioned to develop the sustainable energy systems of the future.

Global demand for new drugs and medical technology continues to grow. More and more people are feeling better, we have an older and healthier population at the same time as we are seeing more ill-health due to diseases of affluence. There is a major need for investments in innovation and digitalization in healthcare. Add to that changes in regulatory requirements for medical devices and the need for consultation services, and we have an area with very strong demand where Prevas is well positioned.



VISION

Ingenuity will save the world.

MISSION

We co-create technological advancement for the betterment of all; people, planet and profit.

VALUES

At Prevas we summarize our values with the acronym BOAT - Business Driven, Open Minded, Active and Team Player.

HELLO POSSIBILITY

We solve problems. Many people would say that we do so with different technical solutions - and that is correct. But innovation is perhaps even more important. That's what Prevas is really about. Together seeing things that others do not. About opportunities.

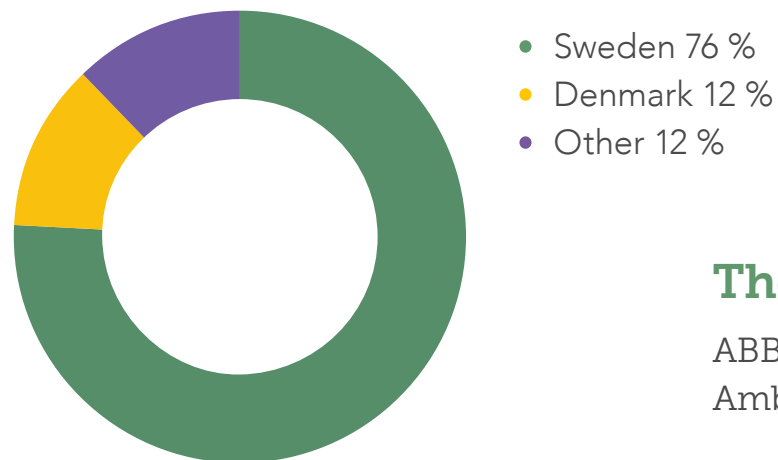
Prevas AB

Org. No. 556252-1384
Box 4, Legeringsgatan 18
SE-721 03 Västerås
Mail: info@prevas.se
Tel. +46 (0)21-360 19 00

www.prevas.se

Turnover

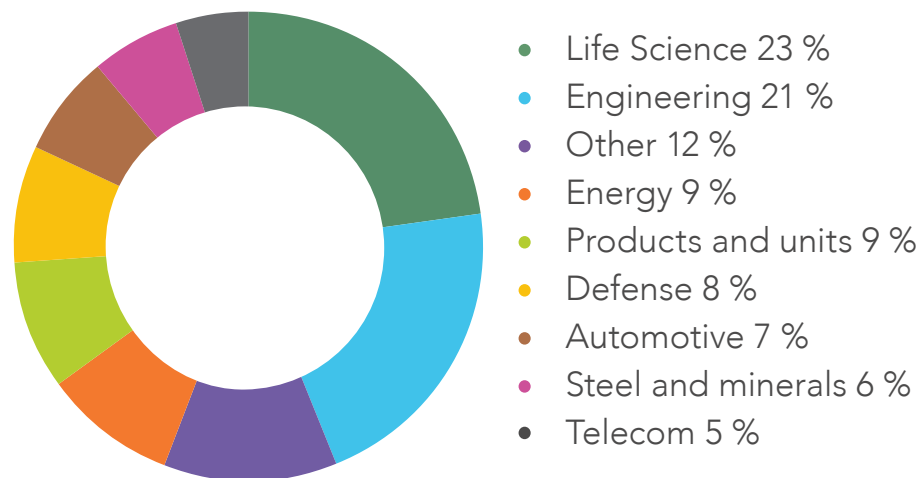
Divided by segment, Q1-2 2021



The largest customers, Q1-2 2021

ABB / Saab / Ericsson /
Ambu / Atlas Copco

Industry breakdown, Q1-2 2021



Prevas AB
Org. No. 556252-1384
Box 4, Legeringsgatan 18
SE-721 03 Västerås
Mail: info@prevas.se
Tel. +46 (0)21-360 19 00

www.prevas.se



We co-create technological advancement for the betterment of all; people, planet and profit.

Prevas AB
Org. No. 556252-1384
Box 4, Legeringsgatan 18
SE-721 03 Västerås
Mail: info@prevas.se
Tel. +46 (0)21-360 19 00

www.prevas.se



Industries

Understanding and being able to work with the latest technological and digital solutions is important. But we think that it is equally important to have experience of and understand what it is that drives our customer's operations and business.

Life science

The background requirement within Life Science is huge. In addition to a growing population, more people are sick at the same time, more are healthy and older, more need advanced treatments, there is a strong drive to streamline healthcare. Add the changes in regulatory requirements for medical technology products and need for advice and it is an area with very strong demand. This is an interesting area, where we are strongly positioned and our services continue to be evermore in demand.

Engineering

A major driving force in the engineering industry is the will to change. Sustainability, digitalization, automation, data-driven optimization, Internet of Things and more drive both the demand and the opportunities for investment and change. We are well positioned for the future with our solid background, understanding of the industry and ingenious approach to technological solutions.

Energy

Hopes for a greener world drive the development of renewable energy sources. There is also a strong platform in the Nordic energy industry where one can embrace digitalization and new technology. We are active in many areas of this industry and we have experience of products and solutions for production, managing and optimizing energy.

Automotive

Self-driving vehicles, lower fuel consumption, electric/hybrid motors and higher safety requirements have become new focus areas for the automotive industry, together with lower emissions levels, higher quality requirements and lower production costs. Shorter development times, opportunities provided by new technologies and customer requirements for connected services are also examples of new challenges. We have long experience of supplying the automotive industry with high quality solutions.



Prevas AB
Org. No. 556252-1384
Box 4, Legeringsgatan 18
SE-721 03 Västerås
Mail: info@prevas.se
Tel. +46 (0)21-360 19 00

www.prevas.se

Defense

The Nordic defense industry supplies the global market with world leading products, solutions and services. A focus area is continuously improving, developing and adapting new technology to satisfy the customers' needs in accordance with legal requirements. The combination of advanced technology and high demands for reliability and environmental sustainability fits well with our experience and expertise.

Products and units


These days product development occurs in an ever more advanced combination of integrated software, design of materials and form as well as minimalist shaped electronics. The units are frequently connected and increasingly smart. We can include here, for example, web-cameras, lawnmowers, vacuum cleaners and cycle helmets. The user is often a private consumer, but could also be a professional user, or why not a thing that uses another thing.

Steel & Minerals

Metal and mineral producers still face major challenges, both in terms of competition and profitability. Our offer to this industry covers proven solutions and services with connection to operations control, production planning, project management, automation, environment & monitoring systems and reporting tools.

Telecom

The telecom industry is changing at the same fast pace as digitalization and these days there are lots of opportunities to get access to content and data. New opportunities are created via connected systems within both 5G-technology and increased network infrastructure. We have long experience of complex consultancy services and solutions for telecoms companies.



Prevas AB
Org. No. 556252-1384
Box 4, Legeringsgatan 18
SE-721 03 Västerås
Mail: info@prevas.se
Tel. +46 (0)21-360 19 00

www.prevas.se



Important events during the period

- **Uncertainty in the wake of Corona.**

The present outbreak of Covid-19 in Sweden and around the world has affected Prevas in the second quarter less than during 2020. The Group did not receive any state support during the quarter.

The effects of Covid-19 will continue to impact Prevas during 2021. To what extent and in what way is hard to estimate. Our assessment is that more customers are not just positioning themselves for more positive developments in the future but are also starting to react to technology trends and we are seeing large demand in several parts of the business.

- **Information from AGM 2021.**

Prevas AB's Annual General Meeting took place on Tuesday May 11th 2021. Against a background of the prevailing situation due to the Covid-19 pandemic the AGM was conducted using only postal votes, without the opportunity for physical attendance.

The AGM voted in agreement with all the proposals submitted by the Board of Directors and the election committee as stated in the previously published announcement (www.prevas.se/arsstamma).

- **Publication of notice of Annual General Meeting for Prevas AB.**

The shareholders of Prevas AB (publ) were given notice of the Annual General Meeting to be held on Tuesday May 11th 2021.

- **Proposals for new members of the Board of Prevas.**

Prevas' election committee proposed that Robert Demark, CEO for DeVenture AB, and Christer Wallberg, previous CEO and President at Tacton Systems AB, be elected as new members of the Board of Directors of Prevas AB.



Prevas AB
Org. No. 556252-1384
Box 4, Legeringsgatan 18
SE-721 03 Västerås
Mail: info@prevas.se
Tel. +46 (0)21-360 19 00

www.prevas.se

- **Publication of annual and sustainability reports.**

Prevas AB's annual and sustainability reports for the accounting year 2020 are published on the company's website prevas.se.

- **Clean drinking water in only four hours.**

With Prevas' help, 4Life Solutions has invented the SaWa water cleaner, which can produce clean drinking water for people in the world's poorest countries. At the same time the solution is cheap, safe, easy to use and environmentally friendly.

Prevas' experience of designing and developing electronics, software and mechanical components and systems for the energy sector, foodstuffs industry and Life Science were important factors when the customer was selecting partners.

- **Ultra-fast diagnostic system can save lives and counter antibiotic resistance.**

The QuickMIC® diagnostic system gives laboratories the opportunity to analyze blood tests, which form the basis for patient specific treatment alternatives for sepsis, in just a few hours. The product has been developed by the diagnostic company Gradientech in cooperation with Prevas and has recently been awarded two prestigious international prizes – Red Dot Design Award and iF Design Award.

Since 2017 twenty or so consultants from Prevas have been involved on a more or less full time basis during different phases of the work. They have contributed with knowledge and experience within project management, mechanics and electronics, quality and software development.



Prevas AB
Org. No. 556252-1384
Box 4, Legeringsgatan 18
SE-721 03 Västerås
Mail: info@prevas.se
Tel. +46 (0)21-360 19 00

www.prevas.se

Important events after the end of period.

- **Disposal of Trittech Solutions AB.**

Prevas' subsidiary Trittech Technology AB, together with the three minority shareholders in Trittech Solutions AB, has today entered into an agreement to sell all shares in Trittech Solutions AB to Addtech Nordic AB.

Prevas held 51 percent of the shares prior to the divestiture. In total, the preliminary purchase price for 100% of the shares amounts SEK 45 million, on a cash and debt-free basis. It is to be paid in cash at the time of entry. Possession of the shares will be transferred on August 1, 2021 and the agreement regarding the sale of the shares in Trittech Solutions AB is subject to customary conditions.

- **Acquires cutting edge company within Life Science.**

Prevas has signed an agreement for the acquisition of the company MEDQURE. The company provides regulatory services and consultation to companies worldwide with medical devices. The acquisition further strengthens Prevas' position in Life Science.

MEDQURE will become a part of Prevas in July, and the acquisitions of NIMIO AB (company name) and MEDQURE (brand/trademark) are expected to

have a marginally positive impact on Prevas earnings per share during the current financial year.

- **Starts new company within information visualization.**

Prevas reinforces its product development offer and has created a subsidiary, Prevas InfoVis AB, starting July 1st. The focus is the further development and administration of applications for information visualization.

The new company will be majority owned by Prevas, and owned by two of the entrepreneurs who have developed the visualization application Dependency Map.



Prevas AB
Org. No. 556252-1384
Box 4, Legeringsgatan 18
SE-721 03 Västerås
Mail: info@prevas.se
Tel. +46 (0)21-360 19 00

www.prevas.se



Financial Information, group

Turnover

April - June

Net turnover amounted to 313.2 MSEK (194.0), an increase of 61 percent. A large part of the increase arises from the acquisition of the Evotech group and minority shareholdings that were implemented on January 4th 2021. More information about that acquisition is in the prospectus and Annual report. The number of working days amounted to 60 (59). Net turnover per employee amounted to 416 TSEK (366).

January - June

Net turnover amounted to 614.1 MSEK (410.3), an increase of 50 percent. The number of working days amounted to 122 (122). Net turnover per employee amounted to 805 TSEK (764).

Results

April - June

Operating profit/loss EBIT amounted to 23.6 MSEK (14.5), which gives an operating margin of 7.5 percent (7.5). Profit before depreciation/amortization and write downs EBITDA amounted to 38.0 MSEK (21.4) which gives a profit margin before depreciation/amortization and write downs of 12.1 percent (11.0). Profits after tax amounted to 17.5 MSEK (11.3).

Operations have seen continued positive development in consultancy utilization and project operations. Integration costs for the ongoing integration of the Evotech acquisition continue to affect results. No exact estima-

tion has been made because the primary expense is in the time expended by our own employees.

The results after tax for the quarter have been negatively affected by changes to the provision regarding the value of synthetic options. The results have been negatively affected by 4.2 MSEK. The provision is generally related to the development of the Prevas share price and not to the operational activities. Prevas' positive share price developments have therefore resulted in an increase in the provision. During the period, the LTi2018/2021 options program of 120,000 options reached its exercise period and the synthetic options have been exercised by the owner. Remaining for the future is LTi 2018/2023 with 130,000 options. More information about the synthetic options is available in the Remuneration report.

January - June

Operating profit/loss EBIT amounted to 59.6 MSEK (36.7), which gives an operating margin of 9.7 percent (8.9). Profit before depreciation/amortization and write downs EBITDA amounted to 77.5 MSEK (50.3) which gives a profit margin before depreciation/amortization and write downs of 12.6 percent (12.3). Profits after tax amounted to 40.4 MSEK (27.9).

Cash flow, liquid funds and financing

The cash flow from the ongoing operations for the first six months amounted to 43.2 MSEK (33.8). Liquid funds at period end amounted to 117.9 MSEK (125.5) of which an unused overdraft facility for 45 MSEK (65). It is the



Prevas AB
Org. No. 556252-1384
Box 4, Legeringsgatan 18
SE-721 03 Västerås
Mail: info@prevas.se
Tel. +46 (0)21-360 19 00

www.prevas.se

judgment of the Board that Prevas has a financing situation appropriate for the company's future planning.

Financial position

Equity at period end amounted to 407.1 MSEK (215.1), which gives an equity ratio of 51 percent (50). Equity per share amounted to 31.34 SEK (21.15).

In conjunction with the acquisition of Evotech AB and certain minority holdings, an acquisition loan of 90 MSEK was taken in January 2021 and the existing overdraft facility was reduced by 20 MSEK. It is the judgment of the Board that Prevas has a financing situation appropriate for the company's future planning.

Employees

The average number of employees during the quarter amounted to 753 (530), of which 635 (412) were in Sweden, 73 (79) in Denmark, 21 (18) in Other segments and 24 (20) were central. The number of employees at period end amounted to 798 (530), of which the proportion who were women was 15 percent.

Investments

During the quarter, the group's investment in assets amounted to 0.2 MSEK (0.2), of which 0.2 MSEK (0.2) covered machinery and inventory and 0 MSEK (0) product development and intangible assets.

Operational strength key ratios, projects in time

Customer satisfaction, delivery precision and warranty work are continuously metered as part of the company's certified quality system. Since starting in 1985, Prevas has had a very high number of satisfied customers and unique high quality figures regarding delivery precision and warranty. Prevas' customer satisfaction rating was

8.7 (scale of 1 to 10) during the quarter. This combined with a large part of our deliveries being on time and of the correct quality, means that Prevas is rated highly by customers.

The Parent Company

April - June

Turnover amounted to 152.1 MSEK (136.6) and the result after financial items amounted to 17.0 MSEK (32.0).

January - June

Turnover amounted to 302.3 MSEK (290.2) and the result after financial items amounted to 32.2 MSEK (44.2).

Risks and uncertainty factors

Prevas operates in very competitive and changeable market. This places great demands on risk management, or the point of view that Prevas focuses on risk optimizing. Risks are involved in everything we do, and the objective is always to reduce risks so that they have as little impact as possible. However, Prevas takes the view that each risk also creates new opportunities and drives change. Based on this perspective, Prevas has integrated risk management into all aspects of our operations, with a special focus within the areas of marketing, delivery and operational management. The foundation of managing risk is the company's management system, which ensures that the work with risk management is carried out in a systematic and efficient way. Prevas works continuously with risk evaluation in all stages from business development to delivery. From that, new opportunities are identified and if necessary risk minimizing actions are implemented. Examples of operational and market related risks are; competition and pricing pressure, negative development at our customers, bankruptcy risks and exchange and interest rate risk. It is Prevas' judgment that generally the risks have increased slightly



Prevas AB
Org. No. 556252-1384
Box 4, Legeringsgatan 18
SE-721 03 Västerås
Mail: info@prevas.se
Tel. +46 (0)21-360 19 00

www.prevas.se

during the last few years but that 2020 has brought a clear change in the mix of risks and that the exposure to risk has increased slightly over and above the effects of Covid-19. During the second quarter of 2021 the general risks have not changed significantly, however the risks regarding Covid-19 are deemed to be lower. Another risk is competition for qualified employees, where the market continues to be tough during 2021. From Prevas' position as market leader within certain areas, it is important to attract and recruit the best possible people. Given the good labor market, the difficulty in maintaining the level of expertise is something that may affect Prevas in the future. More information about Prevas' risks and the management of them can be read in the Annual report for 2020. It is the company's evaluation that the risks are the same as for the parent company.

Covid-19

The present outbreak of Covid-19 in Sweden and around the world has affected Prevas in the second quarter slightly less than previously. The Group did not receive any state support during the first quarter.

The company has used the funds available to minimize the effect on our customers, staff and the profitability and liquidity of the company, and if the market development was to change negatively the Company may apply for additional support in the future.

Our customers have been affected, which gives uncertainty for the future and the effects of Covid-19 will continue to impact Prevas during 2021. To what extent and in what way is hard to estimate. However, it is our assessment that more customers are positioning them-

selves for more positive developments in the future but are also reacting to technological trends and we see an increased demand within large parts of the operation but where customers in some industries are postponing large investment commitments.

Transactions with affiliated bodies

Any transactions of this type are reported in the annual report 2020 under note 25 and largely attributable to purchases and sales between companies within the group. Transactions occur under market conditions.

Accounting principles

This interim report has been prepared in accordance with IAS 34 Interim reports. The group report has been prepared in accordance with International Financial Reporting Standards, IFRS, as adopted by the EU, and where relevant Swedish legislation regarding annual reports. The parent company accounts have been prepared in accordance with the Annual Accounts Act and recommendation RFR 2 Accounts for legal entities.

Financial instruments

Reported value of liquid funds, account receivables, generated but unbilled income, interest bearing liabilities and suppliers' liabilities are considered to make up an approximation of the actual value of these receivables and liabilities.

Västerås July 21st 2021
Prevas AB (publ)

Johan Strid, CEO, Prevas AB

CONTACT

Johan Strid, CEO

Tel: +46(0)21-360 19 00
Cell: +46(0)703 -379 10 61
E: johan.strid@prevas.se

Andreas Lindahl, CFO

Tel: +46(0)21-360 19 34
Cell: +46 70-547 08 25
E: andreas.lindahl@prevas.se

This information is such that Prevas AB (publ) is required to make public in accordance with EU regulations to prevent market abuse and the Securities Market Act. The information was submitted by the above contact person for publication on July 21st 2021, at 08.30.

This financial report has not been subject to inspection by the company's auditors.

This is a translation of an original document in Swedish. In case of dispute, the original document should be taken as authoritative (Delårsrapport jan-juni 2021 at www.prevas.se). Or contact the company direct.

Prevas AB

Org. No. 556252-1384
Box 4, Legeringsgatan 18
SE-721 03 Västerås
Mail: info@prevas.se
Tel. +46 (0)21-360 19 00

www.prevas.se

Statement of operations in summary, TSEK

The Group

	2021 Q 2	2020 Q 2	2021 Q1-2	2020 Q1-2	2020 Full year
Net turnover	313,228	193,972	614,133	410,269	771,651
Other external costs	-81,634	-49,854	-153,488	-102,647	-196,183
Personnel costs	-193,622	-122,755	-383,166	-257,297	-483,283
Profits before depreciation/amortization	37,972	21,363	77,479	50,325	92,185
Depreciation intangible fixed assets	-280	-322	-559	-643	-1,208
Depreciation right of use assets	-7,415	-5,974	-14,489	-11,917	-23,258
Depreciation tangible fixed assets	-512	-458	-1,103	-915	-1,817
Operating profit, EBITA	29,765	14,609	61,328	36,850	65,902
Depreciation of acquisition related items	-871	-96	-1,742	-192	-385
Operating profit, EBIT	28,894	14,513	59,586	36,658	65,517
Financial net	-5,339	60	-6,823	-770	-5,732
Profit after financial items	23,555	14,573	52,763	35,888	59,785
Tax	-6,038	-3,260	-12,325	-7,951	-14,580
Profits for the period	17,517	11,313	40,438	27,937	45,205
Profit for period attributable to parent company owners	17,132	11,534	39,482	28,239	45,933
Profit for period attributable to non-controlling interests	385	-221	956	-302	-728
Profit per share before and after dilution in SEK	1.35 SEK	1.14 SEK	3.10 SEK	2.80 SEK	4.55 SEK



Prevas AB
 Org. No. 556252-1384
 Box 4, Legeringsgatan 18
 SE-721 03 Västerås
 Mail: info@prevas.se
 Tel. +46 (0)21-360 19 00

www.prevas.se

Report of total earnings in summary, TSEK

The Group

	2021 Q 2	2020 Q 2	2021 Q1-2	2020 Q1-2	2019 Full year
Profits for the period	17,517	11,313	40,438	27,937	45,205
Items that will be later implemented in the period's profit/loss; Calculation differences attributable to overseas operations	-999	-2,640	1,083	-1,407	-2,960
Total earnings for the period after tax	16,518	8,673	41,521	26,530	42,245
Total earnings for period attributable to parent company owners	16,133	8,894	40,565	26,832	42,973
Total earnings for period attributable to non-controlling interests	385	-221	956	-302	-728

Key ratio per quarter

	2021 Q 2	2021 Q 1	2020 Q 4	2020 Q 3	2020 Q 2	2020 Q 1	2019 Q 4	2019 Q 3	2019 Q 2	2019 Q 1
Operating income, MSEK	313.2	300.9	202.6	158.7	194.0	216.3	213.8	176.2	201.7	204.7
Operating profit/loss, MSEK	28.9	30.7	15.5	13.4	14.5	22.1	18.0	9.1	8.7	11.2
Operating margin EBIT in %	9.2	10.2	7.6	8.4	7.5	10.2	8.4	5.2	4.3	5.5
Number of working days	60	62	63	66	59	63	62	66	59	63
Number of employees at end of period	798	790	538	535	530	560	578	575	558	568
Number of employees, average	753	764	503	501	530	545	547	535	536	546
Net turnover/employee, TSEK	416	394	403	317	366	397	391	329	376	375
Equity ratio, %	51	52	51	52	50	51	47	46	44	42
Profit per share, SEK	1.35	1.75	1.32	0.43	1.14	1.65	1.23	0.60	0.58	0.75
Equity per share, SEK	31.34	31.99	22.75	21.57	21.15	20.27	18.49	17.44	16.76	16.09

Prevas AB
Org. No. 556252-1384
Box 4, Legeringsgatan 18
SE-721 03 Västerås
Mail: info@prevas.se
Tel. +46 (0)21-360 19 00

www.prevas.se

Balance sheet in summary, TSEK

The Group

	2021	2020	2020
	June 30th	June 30th	Dec 31st
Goodwill	322,143	136,236	135,940
Other intangible fixed assets	26,998	2,227	1,422
Tangible fixed assets	4,848	4,297	3,965
Rights-of-use assets	53,167	42,391	43,837
Deferred tax asset	1,126	1,791	1,814
Total fixed assets	408,282	186,942	186,978
Stock	4,356	478	236
Current receivables	309,676	180,942	183,364
Liquid funds	72,912	60,524	83,916
Total current assets	386,944	241,944	267,516
TOTAL ASSETS	795,226	428,886	454,494
Equity attributable to owners of parent company	399,193	213,639	229,780
Equity attributable to non-controlling interests	7,894	1,453	1,027
Equity	407,087	215,092	230,807
Deferred tax liability	23,142	7,996	10,427
Non-current provisions	1,200	–	–
Long-term non-interest bearing liabilities	4,108	–	2,174
Long term interest bearing liabilities	101,966	24,918	20,210
Total non-current liabilities	130,416	32,914	32,811
Current provisions	5,204	944	782
Current interest bearing liabilities	32,815	17,929	22,559
Other interest bearing liabilities	219,704	162,007	167,535
Total current provisions	257,723	180,880	190,876
TOTAL LIABILITIES AND EQUITY	795,226	428,886	454,494



Prevas AB
 Org. No. 556252-1384
 Box 4, Legeringsgatan 18
 SE-721 03 Västerås
 Mail: info@prevas.se
 Tel. +46 (0)21-360 19 00

www.prevas.se

Changes in equity in summary, TSEK

The Group

	2021 June 30th	2020 June 30th	2020 Full year
Opening balance	230,807	188,562	188,562
Total of total earnings for period attributable to parent company owners	40,565	26,832	42,973
Total of total earnings for period attributable to non-controlling interests	956	-302	-728
Dividends	-25,421		
New issue	160,180		
Closing balance	407,087	215,092	230,807
Equity attributable to owners of parent company	399,193	213,639	229,780
Equity attributable to non-controlling interests	7,894	1,453	1,027

↓

Prevas AB
 Org. No. 556252-1384
 Box 4, Legeringsgatan 18
 SE-721 03 Västerås
 Mail: info@prevas.se
 Tel. +46 (0)21-360 19 00

www.prevas.se

Cashflow analysis, TSEK

The Group

	2021 Q 2	2020 Q 2	2021 Q1-2	2020 Q1-2	2020 Full year
ONGOING OPERATIONS					
Pretax Profits	23,555	14,573	52,763	35,888	59,785
Adjustments for items not included in cash flow	-2,217	-500	4,060	2,836	12,879
Paid income tax	-2,446	-1,201	-13,602	-4,911	-5,885
Cash flow from ongoing operations before change to working capital	18,892	12,872	43,221	33,813	66,779
Changes to stock	-2,978	-	-1,711	32	274
Changes to operating receivables	-10,635	21,586	-24,076	19,220	16,798
Changes to operating liabilities	-8,531	17,032	-26,084	31,072	34,198
Cash flow from ongoing operations	-3,252	51,490	-8,650	84,137	118,049
INVESTMENT OPERATIONS					
Acquisition of operations and shares excl. liquid funds	-	-	-66,460	-	-
Investment in tangible fixed assets	-225	-170	-995	-1,426	-1,997
Cash flow from investment operations	-225	-170	-67,455	-1,426	-1,997
FINANCING OPERATIONS					
Amortization of lease liabilities	-6,367	-3,591	-12,270	-9,279	-17,580
Change of overdraft facility	-	-	-	-13,698	-13,698
Repayment of loans	-6,225	-	-11,850	-	-
Take up of loans	-	-	90,000	-	-
Cash flow from financing operations	-12,592	-3,591	65,880	-22,977	-31,278
Cash flow for the period	-16,069	47,729	-10,225	59,734	84,774
Liquid funds at start of period	91,835	12,859	83,915	854	854
Exchange differences in liquid funds	-2,854	-64	-778	-64	-1,713
Liquid funds at end of period	72,912	60,524	72,912	60,524	83,915



Prevas AB
 Org. No. 556252-1384
 Box 4, Legeringsgatan 18
 SE-721 03 Västerås
 Mail: info@prevas.se
 Tel. +46 (0)21-360 19 00

www.prevas.se

Operating segment, April-June 2021, TSEK

	Sweden	Denmark	Other	Corporate and eliminations	Total, the group
Sales to external customers	249,874	38,320	25,034	-	313,228
Sales to other segments	321	0	35	-356	
Profits before depreciation/amortization, EBITDA	23,122	6,423	3,359	5,068*	37,972
Write-offs	-417	-287	-49	-8,325*	-9,078
Operating profit, EBIT	22,705	6,136	3,310	-3,257	28,894
Financial items				-5,339	-5,339
Pretax Profits					23,555

Operating segment, April-June 2020, TSEK

	Sweden	Denmark	Other	Corporate and eliminations	Total the group
Sales to external customers	148,286	33,134	12,552	-	193,972
Sales to other segments	2,005	637	0	-2,642	
Profits before depreciation/amortization, EBITDA	8,362	3,071	1,071	8,859*	21,363
Write-offs	-509	-329	-37	-5,975*	-6,850
Operating profit, EBIT	7,853	2,742	1,034	2,884	14,513
Financial items				60	60
Pretax Profits					14,573

*) Leasing according to IFRS 16 that is applied at group level is not recorded by the different segments.

←

↓

Prevas AB
Org. No. 556252-1384
Box 4, Legeringsgatan 18
SE-721 03 Västerås
Mail: info@prevas.se
Tel. +46 (0)21-360 19 00

www.prevas.se

Operating segment, January-June 2021, TSEK

	Sweden	Denmark	Other	Corporate and eliminations	Total the group
Sales to external customers	464,805	74,538	74,790	-	614,133
Sales to other segments	853	16	49	-918	
Profits before depreciation/amortization, EBITDA	52,383	11,371	5,570	8,155*	77,479
Write-offs	-1,982	-576	-92	-15,243*	-17,893
Operating profit, EBIT	50,401	10,795	5,478	-7,088	59,586
Financial items				-6,823	-6,823
Pretax Profits					52,763

Operating segment, January-June 2020, TSEK

	Sweden	Denmark	Other	Corporate and eliminations	Total the group
Sales to external customers	315,043	71,602	23,624	-	410,269
Sales to other segments	3,911	692	0	-4,603	
Profits before depreciation/amortization, EBITDA	31,836	9,467	1,746	7,276*	50,325
Write-offs	-1,012	-657	-81	-11,917*	-13,667
Operating profit, EBIT	30,824	8,810	1,665	-4,641	36,658
Financial items				-770	-770
Pretax Profits					35,888

*) Leasing according to IFRS 16 that is applied at group level is not recorded by the different segments.

←

↓

Prevas AB
Org. No. 556252-1384
Box 4, Legeringsgatan 18
SE-721 03 Västerås
Mail: info@prevas.se
Tel. +46 (0)21-360 19 00

www.prevas.se

Sales to external customers per segment, April - June, TSEK

Industries	April - June 2021				April - June 2020			
	Sweden	Denmark	Other	Total the group	Sweden	Denmark	Other	Total the group
Energy	17,991	9,733	1,702	29,427	18,602	10,352	2,442	31,396
Automotive	14,743	230	-	14,972	8,480	-	-	8,480
Defense	23,738	958	451	25,147	17,919	11	386	18,316
Life science	50,225	18,509	1,377	70,110	27,343	14,758	3,764	45,865
Products and units	11,994	2,031	15,045	29,070	7,485	3,557	-	11,042
Steel and minerals	16,492	-	876	17,368	11,643	-	500	12,143
Telecom	18,741	-	-	18,741	15,360	-	-	15,360
Engineering	62,968	2,874	1,227	67,069	31,251	2,157	950	34,358
Other	32,983	3,985	4,356	41,325	10,202	2,300	4,510	17,013
Total	249,874	38,320	25,034	313,228	148,287	33,134	12,552	193,972

*) Leasing according to IFRS 16 that is applied at group level is not recorded by the different segments.

←

Sales to external customers per segment, Jan - June, TSEK

Industries	January - June 2021				January - June 2020			
	Sweden	Denmark	Other	Total the group	Sweden	Denmark	Other	Total the group
Energy	32,101	17,431	5,086	54,618	28,194	22,624	4,932	55,750
Automotive	38,724	230	-	38,954	20,535	181	-	20,716
Defense	41,682	2,061	1,346	45,089	34,553	168	716	35,437
Life science	88,367	38,077	4,113	130,557	67,931	28,821	5,971	102,723
Products and units	31,298	4,281	44,949	80,528	19,765	9,360	-	29,124
Steel and minerals	31,771	-	2,618	34,389	25,870	-	1,552	27,422
Telecom	31,007	-	-	31,007	28,193	-	-	28,193
Engineering	114,179	5,617	3,665	123,461	68,973	5,069	2,541	76,584
Other	55,376	6,841	13,013	75,230	21,028	5,379	7,912	34,319
Total	464,505	74,538	74,790	614,133	315,043	71,602	23,624	410,269

↓

Prevas AB
Org. No. 556252-1384
Box 4, Legeringsgatan 18
SE-721 03 Västerås
Mail: info@prevas.se
Tel. +46 (0)21-360 19 00

www.prevas.se

Key figures

The Group

	2021 Q 2	2020 Q 2	2021 Q1-2	2020 Q1-2	2020 Full year
Profit margin depreciation/amortization and write downs/ EBITDA	12.1 %	11.0 %	12.6 %	12.3 %	11.9 %
Operating margin/EBIT	9.5 %	7.5 %	10.0 %	9.0 %	8.5 %
Operating margin/EBIT	9.2 %	7.5 %	9.7 %	8.9 %	8.5 %
Profit margin	7.5 %	7.5 %	8.6 %	8.7 %	7.7 %
Number of shares outstanding at close of report period, thousand					
before and after dilution	12,737	10,102	12,737	10,102	10,102
Average number of shares outstanding, thousand					
before and after dilution	12,737	10,102	12,737	10,102	10,102
Profit per share before and after dilution	1.35 SEK	1.14 SEK	3.10 SEK	2.80 SEK	4.55 SEK
Equity per share before and after dilution			31.34 SEK	21.15 SEK	22.75 SEK
Equity ratio			51 %	50 %	51 %
Return on capital employed, %			10.9 %	14.7 %	25.0 %
Return on equity, %			9.8 %	13.8 %	21.6 %
Average number of employees	753	530	763	537	519
Number of working days	60	59	122	122	251
Turnover per employee in TSEK	416	366	805	764	1,487



Definitions of key ratios, see page 60 in Prevas' annual report 2020.

Prevas AB
Org. No. 556252-1384
Box 4, Legeringsgatan 18
SE-721 03 Västerås
Mail: info@prevas.se
Tel. +46 (0)21-360 19 00

www.prevas.se

Statement of operations in summary, TSEK

The Parent Company

	2021 Q 2	2020 Q 2	2021 Q1-2	2020 Q1-2	2020 Full year
Net turnover	152,059	136,610	302,343	290,173	550,165
Other external costs	-52,638	-43,977	-98,193	-93,550	-175,338
Personnel costs	-85,283	-81,698	-173,365	-172,402	-327,827
Depreciation intangible fixed assets	-84	-282	-238	-564	-1,065
Depreciation tangible fixed assets	-192	-222	-396	-430	-850
Operating profit/loss	13,862	10,431	30,151	23,227	45,085
Profit from participation in group companies	8,070	21,232	8,070	21,232	21,232
Interest income and similar profit items	24	480	29	916	950
Interest costs and similar profit items	-4,958	-147	-6,089	-1,180	-5,367
Profit after financial items	16,998	31,996	32,161	44,195	61,900
Allocation to periodization fund	-	-	-	-	-11,000
Tax	-2,710	-2,398	-6,017	-5,104	-7,460
Profits for the period	14,288	29,598	26,144	39,091	43,440

↓

Prevas AB
 Org. No. 556252-1384
 Box 4, Legeringsgatan 18
 SE-721 03 Västerås
 Mail: info@prevas.se
 Tel. +46 (0)21-360 19 00

www.prevas.se

Balance sheet in summary, TSEK

The Parent Company

	2021	2020	2020
	June 30th	June 30th	Dec 31st
Intangible fixed assets	371	1,110	610
Tangible fixed assets	1,577	1,912	1,548
Financial fixed assets	314,978	47,640	50,625
Current receivables	137,600	122,566	130,206
Cash and Bank	28,451	60,362	83,913
Total assets	482,977	233,590	266,902
Restricted equity	195,928	36,407	35,750
Non-restricted equity	54,690	49,012	54,018
Equity	250,618	85,419	89,768
Untaxed reserves	14,000	–	14,000
Provisions	1,381	3,955	783
Long-term non-interest bearing liabilities	77,233	1,726	2,174
Current interest bearing liabilities	5,625	–	–
Other interest bearing liabilities	134,120	142,490	160,177
Total liabilities and Equity	482,977	233,590	266,902

Prevas AB
 Org. No. 556252-1384
 Box 4, Legeringsgatan 18
 SE-721 03 Västerås
 Mail: info@prevas.se
 Tel. +46 (0)21-360 19 00

www.prevas.se



Prevas AB
Org. No. 556252-1384
Box 4, Legeringsgatan 18
SE-721 03 Västerås
Mail: info@prevas.se
Tel. +46 (0)21-360 19 00

www.prevas.se

Prevas | Hello Possibility.